



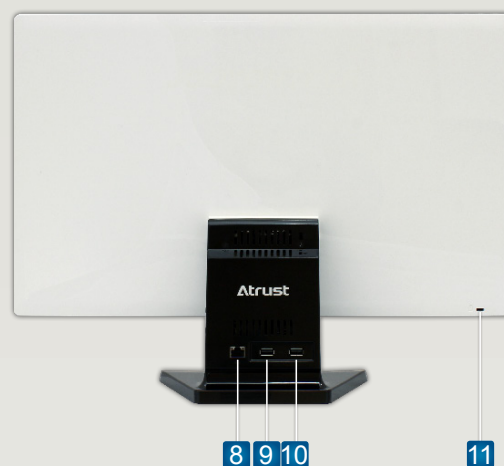


Atrust

Atrust All In One- a100W



- 1 MENU**
Opens, selects or exits the OSD menu.
- 2** 
Navigates backward through the OSD menu and decreases adjustment levels.
- 3** 
Navigates forward through the OSD menu and increases adjustment levels.
- 4** 
OSD menu selection enter key.
- 5 Auto**
Press [Auto] button to adjust the screen brightness.
- 6** 
* Use this button for turning on system.
* Pressing this button for more than 4 sec. forces the client to shut down.
- 7 Power LED**
Indicates the status of power.
- 8 LAN Port**
Connects to a host server through a LAN switch.
- 9 USB Port**
Connect to USB device.
- 10 USB Port**
Connect to USB device.
- 11 Kensington Lock Slot**
Attach the a100W to a permanent object with the Kensington slot and a security cable.
- 12 Microphone Port**
Connects to a microphone.
- 13 Headphone Port**
Connects to a headphone or a speaker system.
- 14 USB Port**
Connect to USB devices.
- 15 DC IN**
Connects to an AC adaptor.



Atrust All In One- a100W

System	
Processor	Teradici TERA2321
Memory	
System memory	512MB
Display	
LCD Type/Resolution	21.5" LED Backlight / 1920x1080 pixel
I/O Interfaces	
I/O ports	4 x USB, 1 x RJ-45, 1 x Headphone port, 1 x Microphone port, 1 x DC IN
Networking	
Ethernet	10/100/1000Mb
Dimensions / Weight	
Dimensions	(W) 495.6 x (D) 11.5 x (H) 292.2 mm
Weight	3.2kg (approximate)
Environment	
Cooling	Fanless
Operating noise	No noise
Operating temperature	0°C ~ 35°C
Non-operating temperature	-30°C ~ 60°C
Operating humidity (Rh)	10% ~ 90% (non-condensing)
Non-operating humidity (Rh)	5% ~ 95%
AC Adaptor	
Operating voltage range	100 ~ 240 VAC
Rated line frequency	50 ~ 60 Hz
AC Adaptor	19V, 65W, 3.42A
Software	
Protocols	VMware View
Regulatory	
	CB, FCC, CE, NRTL

© 2013 Atrust Computer Corp. The information contained herein is subject to change without notice. Atrust shall not be liable for technical or editorial errors or omissions contained herein. Microsoft and Windows are trademarks of the Microsoft group of companies. To learn more, visit www.Atrustcorp.com.

Revision A